

The FOUR Ps OF PEYRONIE'S DISEASE

HOW TO TALK ABOUT YOUR SYMPTOMS WITH YOUR DOCTOR

Getting a complete medical history is an important part of evaluating any condition. This worksheet can help guide your first conversation with your urologist about the reasons for your appointment. Completing this worksheet before your appointment can help you think about the types of symptoms you've had and the changes you've noticed. Your urologist may also work through this checklist with you to be sure that you cover all of your symptoms and questions.

Armed with all of this information, your urologist can make an assessment of your symptoms.

PERIOD OF TIME

How long have you been experiencing symptoms?

What was the first symptom you started experiencing?

- Lump or bump under the skin of your penis Curved erection Pain/discomfort
 Bothered by your erection Other _____

When did you start experiencing these symptoms? _____

If you don't remember the exact time, was it:

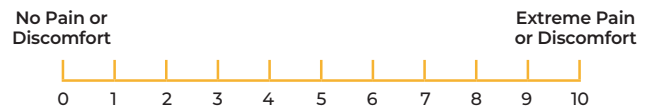
- in the past month? in the past 6 months? in the past year? longer than 1 year ago?

Notes:

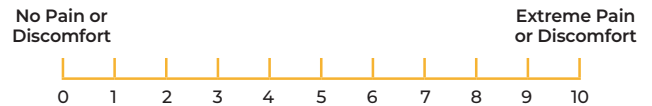
PAIN

Do your symptoms cause pain?

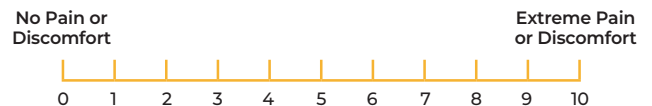
In the last 24 hours, how much pain or discomfort have you felt in your penis when it was NOT erect?



Thinking about the last time you had an erection, how much pain or discomfort did you feel in your penis when it was erect?



Thinking about the last time you had intercourse, how much pain or discomfort did you feel in your penis?



Notes:

PLAQUE


Do you have a lump or bump on your penis?

Have you noticed a lump or a bump under the skin of your penis? Yes No

If you have noticed a lump or a bump, when are you able to feel it?

With erection Without erection Always able to feel it

Use the diagrams below to indicate where the lump or bump is located.



Notes:

PERCEPTION OF HARDNESS

Has your erection become curved or less stiff?

Have you noticed a change in the rigidity of your erection? Yes No

Does your penis curve when you have an erection? Yes No

Describe the curve in your erect penis:

Upward Downward To the right To the left

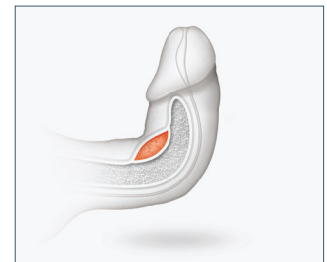
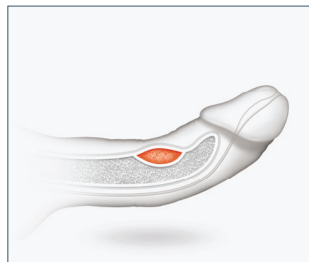
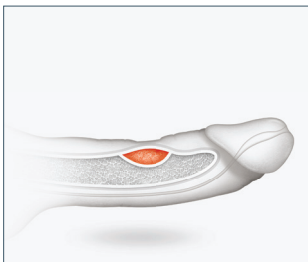
Look at the pictures below and choose the one that best represents how curved your erection is.

15 degrees

30 degrees

60 degrees

90 degrees



Notes:

Please share the form with menshealthistanbul@gmail.com after completion